

Introduction

Hong Kong is a densely populated city with heavy traffic flow. Recently, criminals or violent extremists possess, manufacture or use improvised explosive devices in dwellings, factories, community facilities and public transport etc. so as to advance their causes, constituting serious danger to life and property of the public.

Therefore, members of the public should stay vigilant against the threats of explosives and suspicious objects. Meanwhile, security/property management personnel of public or private premises are advised to take appropriate precautionary measures to identify any suspicious objects. Call the Police once suspicious objects are found.

I) Identifying Suspicious Objects

Although there is no clear definition for suspicious objects, the following factors can be taken into account:

Is the appearance of the object unusual?

(e.g. Exposed electrical wirings or contained unknown powder, unusual packing including excessive wrappings with adhesive tapes or aluminum foils)



Is the existence of the object foreign to area?

(e.g. A pressure cooker placed on a bench in a park)



Can the owner of the object be identified?

(e.g. Any reported loss? Any identification name tag or label attached?)





Treat the object as suspicious if you are not sure of the answers to the above questions or in case of any doubt.





II) Handling Suspicious Objects


Notes for security/property management personnel:


1. Keep calm and report to the Police immediately 


 2. Do not touch or move the object and keep others away from it


3. Refrain from using walkie-talkie or mobile phone at scene 

 4. Do not cover the suspicious object

5. Note down the location and the features of the suspicious object (e.g. size, shape, any characters/words on it, packing) as well as the condition (e.g. sign of explosion, emission of smoke, etc.) 

 6. Pay attention to any suspicious person in the vicinity

7. Beware of any other suspicious object in the vicinity 

 8. Consider evacuation, and stay away from windows and glass curtain walls

9. All witnesses and those who are familiar with the area should stay at a safe place and assist the Police in the follow-up at scene and subsequent investigation

When reporting to the Police, please clearly provide the location and features of the object etc. to the 999 operator and police officers at scene.





Under safe conditions and where practicable, security/property management personnel or members of the public may render initial assistance to the injured person. The following are some recommendations:

- + Burns/scalds - Rinse the burned/scalded area with plenty of running water and cover it with dressings or cling film
- + Bleeding - Cover and compress the wound with dressings, gauze or a clean, dry cloth/handkerchief
- + Unconsciousness - If an injured person is confirmed to be unconscious and not breathing properly, perform Cardiopulmonary Resuscitation (CPR) immediately and use Automated External Defibrillator (AED) until the arrival of responding rescue team



For more information, please visit the following website:

"Stay Vigilant to Bomb" video clip



Three basic skills on emergency preparedness



General security of premises and personnel

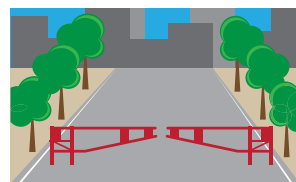


IV) Facilitating Police and Rescue Personnel

On spotting any suspicious object or an explosion occurred, before the arrival of police officers and rescue personnel ...

Security/property management personnel could facilitate police officers and rescue personnel by performing the following actions:

- Provide information as far as possible about the explosion and the casualties:
Is there a fire?
Has the building collapsed or been damaged?
What are the numbers and conditions of casualties?
- Keep Emergency Vehicular Access clear



- Do not obstruct fire service inlets, sprinkler inlets, fire hydrants and their ground valves
- Make available a comprehensive floor plan for the Police and rescue personnel
- Designate a contact person to communicate with the Police and rescue personnel
- Assist in the evacuation and head counting



III) Prevention and Response

Recommended measures in security/property management:

Enhance Access Control & Perimeter Security

- ★ Enhance patrol to ensure all exits (including emergency passages) are closed properly, as well as locks and security alarm systems are functioning well
- ★ Take appropriate access control measures at both vehicular and visitors access points and keep proper logs
- ★ Install high-resolution CCTVs with recording functions



Strengthen Response Capabilities

- ★ Conduct regular checks/inspections on all security, firefighting systems and first aid equipment to ensure their proper functioning
- ★ Conduct regular fire drills or emergency response exercises to ensure security/property management personnel are familiar with the environment and the relevant response plans, as well as the operation of firefighting equipment



Reduce Security Risk

- ★ Adopt a **3R** approach (Reduce, Redesign and Relocate) in vulnerable locations where suspicious objects might be placed, such as rubbish bins in public places, public lockers, free newspaper stands

REDUCE - Reduce the number of these facilities

REDESIGN - Redesign these facilities for ease of inspection (e.g. use transparent plastic bags instead of metal rubbish bins)

RELOCATE - Relocate these facilities to areas covered by CCTVs

- ★ Keep common areas and exits clear with adequate lighting



ICTU 跨部門反恐專責組
Inter-departmental Counter Terrorism Unit

**STAY
VIGILANT**

TO

BOMB



香港警務處
Hong Kong
Police Force



香港消防處
Hong Kong
Fire Services
Department

Information provided by Inter-departmental Counter Terrorism Unit, Crime Prevention Bureau and Critical Infrastructure Security Coordination Centre of the Hong Kong Police Force and Community Emergency Preparedness Division of the Hong Kong Fire Services Department.