




Selected Traffic Enforcement Priorities 2017

In order to reduce casualties and maintain a smooth traffic flow on Hong Kong's roads, the Police will take stringent enforcement actions against the following types of offences committed by road users who choose to contravene the law.

Types of Offences the Police will Strictly Enforce

Reasons for Police's Enforcement Actions (2016 figures)

| | | | | | | | | | | | | | | | | | |
|---|--|---|--------------------|---|----|------------------|---|-----|-------------------------------|---|-------|-----------------------------------|---|-------|---------------------------------------|--|--|
| Pedestrian Safety  | <ul style="list-style-type: none"> ➤ Climbing over fence and jay walking ➤ Disobeying pedestrian red light signal & traffic signs ➤ Crossing within 15m of pedestrian crossing facilities | <table> <tr><td>Pedestrians killed</td><td>:</td><td>84</td></tr> <tr><td>Serious injuries</td><td>:</td><td>743</td></tr> <tr><td>Slight injuries</td><td>:</td><td>2 602</td></tr> <tr><td>Overall injuries</td><td>:</td><td>3 429</td></tr> <tr><td colspan="3">Accounted for 17% of all casualties</td></tr> </table> | Pedestrians killed | : | 84 | Serious injuries | : | 743 | Slight injuries | : | 2 602 | Overall injuries | : | 3 429 | Accounted for 17% of all casualties | | |
| Pedestrians killed | : | 84 | | | | | | | | | | | | | | | |
| Serious injuries | : | 743 | | | | | | | | | | | | | | | |
| Slight injuries | : | 2 602 | | | | | | | | | | | | | | | |
| Overall injuries | : | 3 429 | | | | | | | | | | | | | | | |
| Accounted for 17% of all casualties | | | | | | | | | | | | | | | | | |
| Cycling Safety  | <ul style="list-style-type: none"> ➤ Reckless or careless cycling ➤ Cycling under the influence of drink or drugs ➤ Riding without lights during hours of darkness | <table> <tr><td>Cyclists killed</td><td>:</td><td>14</td></tr> <tr><td>Serious injuries</td><td>:</td><td>411</td></tr> <tr><td>Slight injuries</td><td>:</td><td>1 553</td></tr> <tr><td>Overall injuries</td><td>:</td><td>1 978</td></tr> <tr><td colspan="3">Accounted for 10% of all casualties</td></tr> </table> | Cyclists killed | : | 14 | Serious injuries | : | 411 | Slight injuries | : | 1 553 | Overall injuries | : | 1 978 | Accounted for 10% of all casualties | | |
| Cyclists killed | : | 14 | | | | | | | | | | | | | | | |
| Serious injuries | : | 411 | | | | | | | | | | | | | | | |
| Slight injuries | : | 1 553 | | | | | | | | | | | | | | | |
| Overall injuries | : | 1 978 | | | | | | | | | | | | | | | |
| Accounted for 10% of all casualties | | | | | | | | | | | | | | | | | |
| Drink Driving  | <ul style="list-style-type: none"> ➤ Drink driving (under the influence of drink) ➤ Drink driving (failing to provide a specimen) | <table> <tr><td>Persons killed</td><td>:</td><td>1</td></tr> <tr><td>Serious injuries</td><td>:</td><td>20</td></tr> <tr><td>Slight injuries</td><td>:</td><td>156</td></tr> <tr><td>Overall injuries</td><td>:</td><td>177</td></tr> <tr><td colspan="3">Accounted for 0.9% of all casualties</td></tr> </table> | Persons killed | : | 1 | Serious injuries | : | 20 | Slight injuries | : | 156 | Overall injuries | : | 177 | Accounted for 0.9% of all casualties | | |
| Persons killed | : | 1 | | | | | | | | | | | | | | | |
| Serious injuries | : | 20 | | | | | | | | | | | | | | | |
| Slight injuries | : | 156 | | | | | | | | | | | | | | | |
| Overall injuries | : | 177 | | | | | | | | | | | | | | | |
| Accounted for 0.9% of all casualties | | | | | | | | | | | | | | | | | |
| Drug Driving  | <ul style="list-style-type: none"> ➤ Driving under the influence of illicit drug ➤ Failing to undergo a Rapid Oral Fluid Test or Impairment Test ➤ Failing to provide specimens of blood or urine for analysis | <table> <tr><td>Persons killed</td><td>:</td><td>1</td></tr> <tr><td>Serious injuries</td><td>:</td><td>0</td></tr> <tr><td>Slight injuries</td><td>:</td><td>9</td></tr> <tr><td>Overall injuries</td><td>:</td><td>10</td></tr> <tr><td colspan="3">Accounted for 0.05% of all casualties</td></tr> </table> | Persons killed | : | 1 | Serious injuries | : | 0 | Slight injuries | : | 9 | Overall injuries | : | 10 | Accounted for 0.05% of all casualties | | |
| Persons killed | : | 1 | | | | | | | | | | | | | | | |
| Serious injuries | : | 0 | | | | | | | | | | | | | | | |
| Slight injuries | : | 9 | | | | | | | | | | | | | | | |
| Overall injuries | : | 10 | | | | | | | | | | | | | | | |
| Accounted for 0.05% of all casualties | | | | | | | | | | | | | | | | | |
| Goods Vehicles  | <ul style="list-style-type: none"> ➤ Careless driving ➤ Dangerous driving ➤ Insecure load and Overloading ➤ Traffic signal & sign offences ➤ Using handheld telecommunication equipment whilst driving ➤ Failing to give precedence to pedestrians on zebra crossing | <u>Goods Vehicles</u> <table> <tr><td>Persons killed</td><td>:</td><td>54</td></tr> <tr><td>Serious injuries</td><td>:</td><td>501</td></tr> <tr><td>Slight injuries</td><td>:</td><td>4 330</td></tr> <tr><td>Overall injuries</td><td>:</td><td>4 885</td></tr> <tr><td colspan="3">Accounted for 24% of all casualties</td></tr> </table> | Persons killed | : | 54 | Serious injuries | : | 501 | Slight injuries | : | 4 330 | Overall injuries | : | 4 885 | Accounted for 24% of all casualties | | |
| Persons killed | : | 54 | | | | | | | | | | | | | | | |
| Serious injuries | : | 501 | | | | | | | | | | | | | | | |
| Slight injuries | : | 4 330 | | | | | | | | | | | | | | | |
| Overall injuries | : | 4 885 | | | | | | | | | | | | | | | |
| Accounted for 24% of all casualties | | | | | | | | | | | | | | | | | |
| Public Service Vehicles  | <ul style="list-style-type: none"> ➤ Double white line offence ➤ Yellow striped light signal crossing offence ➤ Box junction offence ➤ U-turn causing obstruction ➤ Seat belt offences ➤ Taximeter offences/ Overcharging, Refusing hire, Soliciting passengers for hire | <u>Public Service Vehicles</u> <table> <tr><td>Persons killed</td><td>:</td><td>55</td></tr> <tr><td>Serious injuries</td><td>:</td><td>979</td></tr> <tr><td>Slight injuries</td><td>:</td><td>8 790</td></tr> <tr><td>Overall injuries</td><td>:</td><td>9 824</td></tr> <tr><td colspan="3">Accounted for 49% of all casualties</td></tr> </table> | Persons killed | : | 55 | Serious injuries | : | 979 | Slight injuries | : | 8 790 | Overall injuries | : | 9 824 | Accounted for 49% of all casualties | | |
| Persons killed | : | 55 | | | | | | | | | | | | | | | |
| Serious injuries | : | 979 | | | | | | | | | | | | | | | |
| Slight injuries | : | 8 790 | | | | | | | | | | | | | | | |
| Overall injuries | : | 9 824 | | | | | | | | | | | | | | | |
| Accounted for 49% of all casualties | | | | | | | | | | | | | | | | | |
| Illegal Road Racing  | Speeding  <ul style="list-style-type: none"> ➤ Motor racing & speed trials ➤ Speeding | <table> <tr><td>Persons killed</td><td>:</td><td>2</td></tr> <tr><td>Overall injuries</td><td>:</td><td>42</td></tr> <tr><td>No. of road racing complaints</td><td>:</td><td>117</td></tr> <tr><td>Vehicles detained for examination</td><td>:</td><td>320</td></tr> </table> | Persons killed | : | 2 | Overall injuries | : | 42 | No. of road racing complaints | : | 117 | Vehicles detained for examination | : | 320 | | | |
| Persons killed | : | 2 | | | | | | | | | | | | | | | |
| Overall injuries | : | 42 | | | | | | | | | | | | | | | |
| No. of road racing complaints | : | 117 | | | | | | | | | | | | | | | |
| Vehicles detained for examination | : | 320 | | | | | | | | | | | | | | | |
| Illegal Parking  | <ul style="list-style-type: none"> ➤ Double-parking ➤ Illegal Parking causing unnecessary obstruction | <p>Illegal parking in particular double-parking obstructs the eyesight of pedestrians and may cause road hazards that lead to accidents.</p> | | | | | | | | | | | | | | | |

"Zero Accidents on the Road, Hong Kong's Goal"

